

# Procedure to Create Conservation ID and Print Certificate

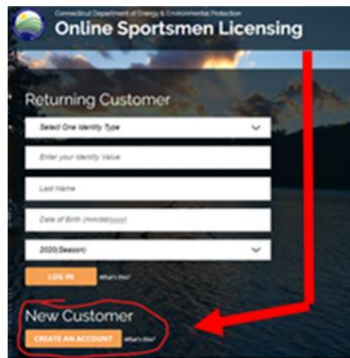
## Create Conservation ID No. (Before Class)

If you have a conservation ID (Fishing/Hunting License) you will use that same ID number for your Boating Certificate. (You do not have to create a new ID)

If you do not have a Conservation ID you must create one.

<https://ct.aspirafocus.com/internetsales/>

Scroll down to bottom: **NEW CUSTOMER** Create an Account.



(\*) Required Fields

Personal Information	
*First Name: GREGORY	Middle Initial: <input type="text"/>
*Last Name: TROTTA	Suffix: --Select One--
*Date of Birth: 03/06/1963	*Ethnicity: --Select One--
*Gender: --Select One--	*Eye Color: --Select One--
SSN: <input type="text"/>	Verify SSN: <input type="text"/>
*Height: --Select One--	*Hair Color: --Select One--
*Weight: <input type="text"/>	
Drivers Lic# / State	Driver Lic State: --Select One--
Photo ID #:	

Residence Address

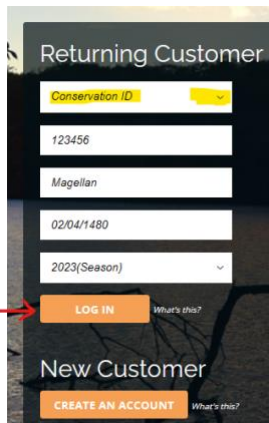
*Do not enter SSN or Driver's license Number*

**Write down Your Conservation ID Number**

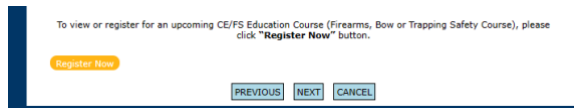
## Print Your Personal Watercraft Certificate (After Class)

<https://ct.aspirafocus.com/internetsales/>

1. Log In with Cons. ID Number



2. Click Next (Bottom of Screen)



3. Click Boating



4. Proceed to Check Out and Print your Lifetime Certificate (\$50 one-time fee)

CERTIFICATE OF PERSONAL WATERCRAFT OPERATION Allows you to operate any registered boat including PWC	\$50.00
SAFE WATERSKIING ENDORSEMENT	\$0.00